

Rich Lazy Trader

New For 2024

Long Term Daily, Scalping & Prop Trading

Introduction

Rich Lazy Trader was launched in 2010 and has only had one losing month since then. However, it has been revised and even completely updated several times because conditions change over the years and profits start to fall. One unique indicator has remained profitable for the last 14 years – the Rich Lazy TCON (for **T**rade **C**onfirmation Indicator). This is indeed the most effective Trend indicator I have ever seen.

Now in 2024, we have the most difficult conditions ever and so we keep a slightly modified End of Day system using just the TCON to pocket 100 - 300 pips a trade and introduce a remarkably effective Day Trading system using the Fifteen Minute Chart combining the TCON and the Rich Lazy Buy/Sell arrow indicator with a completely new 'Channel Indicator' to pocket up to 50 pips two or three times a day with an over 80% win rate.

Both can very effectively be used for Prop Trading with the Daily trades ideal for those with a normal job and the M15 trading best for those who are free during the day to make the 10% in under well a month. Of course, you can use both systems together to speed things up and spread the risk.

Used with a normal broker, the new M15 trading can make a remarkable 100% a month in normal conditions while the End of Day system averages a still very respectable 50% a month.

Installation

No VPS is required and this can be traded from your laptop or desktop and for the End of Day Trading, left to run while it is switched off. You will have received this Guide plus the TradeOpener.ex4, TCON.ex4, BuySell.ex4, RichLazyChannels.ex4 and RichLazy.tpl files by email. Open your MT4, click on File top left and then 'Open Data Folder'. Copy and paste the RLT.tpl into Templates. Double click on MQL4 to open it up and copy/paste TradeOpener.ex4 into Experts and the TCON.ex4, the RichLazyChannels.ex4 plus BuySell.ex4 into Indicators. Restart MT4 to load the new files.

Now we need to load the Gold chart and GBP/JPY on both the Daily time frame and the M15. To do this, click on the Market Watch icon top left (or press Ctrl+M) and find Gold (XAUUSD), the GBP/JPY. You may need to Right click in the window and 'Show all' if they are not already there. Right click on each and then click 'Chart Window'. Be careful as some brokers such as Eightcap have tradable and untradable versions (with Eightcap for example, you need to choose the ones with the i suffix). For Daily trading only, we should also use the AUD/USD and the EUR/JPY.



Symbol	Bid	Ask
USDCHF	0.96157	0.96160
AUDJPY	70.617	70.623
AUDNZD	1.04569	1.04574
AUDUSD	0.65517	0.65521
CADJPY	80.787	80.794
EURCHF	1.06600	1.06604
EURGBP	0.86809	0.86814
EURJPY	119.489	119.494
EURUSD	1.10862	1.10862
NZDUSD	0.62652	0.62656
USDCAD	1.33410	1.33414
USDJPY	107.784	107.787

Make sure you have one set on Daily and the other on M15 (if you are free to Day Trade). You can do this by Right clicking on the Chart - Timeframes and clicking D1 and M15. Right click on each chart again – Templates and click RLT to set the charts up correctly. If they don't look like the one below (without the white numbers), the only reason can be that you didn't put the files in the right place. Turn on Autotrading at the top so you have the smiley face top right of the chart as shown! This is needed because TradeOpener is actually an Expert Advisor but works manually from the Buy or Sell button.



The template file sets the Trade Opener correctly for the GBP/JPY M15 using \$1,000 capital. To set it correctly for Gold, we must open the Experts Properties box by pressing F7 and use the settings per \$1000 as shown below on the next page. If you are Prop Trading use X10 Lot size per \$25,000. In other words, 1.0 Lot for the Daily charts and M15 GBP/JPY and 0.4 Lots for Gold for a \$25,000 account.

Expert - TradeOpener

About Common Inputs

Variable	Value
Magic number	1
Lot size	0.04
Stop Loss (pips)	40.0
Take Profit (pips)	150.0
Use Trailing	true
Trailing Trigger	30.0
Trailing Distance	40.0
Trailing Step	20.0

Load Save

OK Cancel Reset

The TCON has an adjustable 'Length' but this should be set to the default 16 by the template file but must be changed to 24 for the Daily charts. To do this, double click on it to open up the Properties box and double click on the Length to change it.

We must also change the Trade Opener settings for the Daily charts to SL100 and TP300 for the EUR/JPY, SL60 and TP200 for the GBP/JPY and SL50 with TP 100 for the AUD/USD. with no Trailing Stop (we can manually drag the SL up as described later). As usual, Lot size depends on the SL and so we can use 0.1 per \$1,000 capital for the AUD/USD, GBP/JPY and EUR/JPY and 0.04 for the much more volatile Gold. Now all we have to do is wait for a trading signal!

Actual Trading

Daily Trades

We only use the TCON for Daily Trades, so you can delete both the BuySell indicator and the Channels indicator. The principle is that we buy when the TCON turns green and sell when it turns magenta. However, this is not so clear cut when looking back at the chart because the TCON is an active, recalculating indicator which means it sometimes looks slightly different in the past than it did at that present time. Let's examine the chart below and see how we would have traded. This is actually the S&P500 but it's the same!

At the open of candle 1, the TCON would still have been magenta and would not have turned green until the Monday open at candle 2. Monday opens can often show a gap up or down as below and we should not trade until 01:10 chart time when it has settled down and the spread reduced back to normal. Gold actually closes until 01:00.



This applies to the open every day. Since neither usually move much in the Asian session, it is preferable open our trades on

Mondays around the open of the European session at 09:00 or 10:00 chart time when we can confirm the price is moving in the right direction. If it is inconvenient to stay awake due to your time zone, you can apply this every day of the week.

So we would click the Buy button on candle 2 (or even 3) and place our trade. Candle 4 is a big retrace and the rule is to close the trade after 2 opposing candles. So, this was not a good trade and we close it near the end of candle 4. Be aware that trading is either closed between 0:00 and 01:00 chart time or the spread too big.

The same applies to the next Sell trade when the TCON would still be green on candle 6, so our trade is opened at the star of candle 7. Note that 8 is a retrace but the next day it continues in our direction so we do nothing. This is a great trade and it hits our 1,500 point profit (like 150 FX pips) on the last magenta candle. If the TP had not closed the trade, we would manually close it on the second green candle number 9.

Then for November, it retraces and gives us another buy trade with the TCON not changing colour until some time during candle 11. Strictly speaking, we should wait until candle 12 but I actually opened the trade on the morning of 11 because it was clear to me that the market was being manipulated back up (by the Federal Reserve buying the 10 year US Bond) and holding Interest Rates that day. It was slightly risky as candle 12 was a Friday with Non-Farm Payrolls, so I closed the trade half an hour before and open another half the size to play safe! As expected, the news was bullish

(remember, the markets and numbers are totally manipulated now). Because it was a Friday and we have tripe Swap fees, I closed the trade for a nice profit and opened it again Monday morning.

You can certainly trade the S&P500 and also US Oil – both good movers but I don't cover them because they vary from broker to broker. For example, oil may be 2 or 3 decimal places and on some brokers the minimum is 1 Lot, which will be equivalent to a Forex 0.1 Lots! So both are for more experienced traders...

Swap fees are not really an issue as they are either positive for sell trades (they pay us) or very small for buy trades (under 10 cents on 0.1 Lots) so even very long trades will usually be maybe a dollar.

It's very tempting to close trades early when we have any decent profit but with long term trading we must be patient and remember that following the rules gives the best profit – even if it means making a loss on THIS trade. That said, if you get a really big profit on the first day, you can be excused for playing safe and closing the trade!

Of course, the rules can be bent depending on unusual circumstances, For example, with a major US dollar news release coming or over the weekend when conditions are unstable we can close the trade and reopen afterwards. However, sometimes it is better to refuse a signal and wait to see what happens. For example, the price may be going sideways for several days and

trigger a TCON reversal or two but these are clearly bad signals as shown on the next page.

Copyright © 2024 <https://RichLazyTrader>



Candle 1 is the open of a good Sell trade closing on candle 2 for a respectable 400 points profit but from 4 to 5 it is clearly going nowhere and any signals should be ignored. 6 is a breakout and can be taken but it is closed for a small profit on 7. Generally speaking, we should only take one trade per run of the TCON so it's probably best not to sell again. Knowing when NOT to take a trade (even if it turns out to be profitable) is as important as knowing when to take a trade! After all, not trading is always better than making a loss...

Patience is the key to long term trading and 99% of our time is spent simply waiting either for a good signal or for a current trade to come to a correct end. A correct end is hitting the TP or when we have two opposing candles in a row. We also can add to this that it is usually better to close a trade when it becomes sideways movement, which can be defines as 3 or more overlapping candles.

Copyright © 2024 <https://RichLazyTrader.com>

Which pairs do well off the Daily chart depends on conditions but Gold, the GBP/JPY and the AUD/JPY are consistently good with the AUD/USD bringing in small pip gains in good conditions. If you want additional instruments, simply scroll back through the charts and see which is currently doing well – nice long swings without long wicks and tails but these four are usually enough.

Follow the rules and in the long term you will surely make a lot of money, so never be afraid to take a loss and always let those trades run as long as possible. After all, we have about a 3 to 1 profit ratio (actually varies between 2:1 and 4:1).

The settings to input into TradeOpener are as follows (with no Trailing Stop).

Gold: 200SL 400TP
GBP/JPY: 60SL 200TP
AUD/USD: 50SL 100TP
EUR/JPY: 100SL 300TP

A constant problem in all trading is when the price has no trend and just drifts sideways. This is less of an issue the longer the time frame and manifests slightly differently in D1 trading compared to, say, M15 trading. Obviously, the price can easily drift for a few hours maybe 10 M15 candles) but is less likely to go sideways for a whole month on the Daily chart. Of course, the problem is that it's impossible to identify the beginning and only becomes clear after several candles overlapping each other. However, if we have

obvious sideways movement (3 or more overlapping candles) we probably should not take the signal in either Daily or M15 trading. All the Rich Lazy indicators are recalculating – meaning they do not stubbornly persist. Beginners always want indicators that do not ‘repaint’ but is it far better for an indicator to admit it was wrong if and when conditions change!

This covers the Long Term Trading and provides a basic Understanding of the system so now we will take a look at trading the lower time frame M15 charts which require the additional use of the BuySell Indicator and the Rich Lazy Channels indicator which you will have already set up on the two M15 charts.

We don't use a Trailing Stop for Daily trading but you should drag the SL to a small profit when you have a good profit. In fact, if you make a big profit the first day it is often better to close the trade and pocket a certain profit rather than try for more.

M15 Channel Trading

This combines the previous Rich Lazy Trader method with the addition of the new Channels indicator optimised for trading off the M15 charts. Profits can be had from most instruments but like all short term trading, it is best done with pairs that have a high volatility. Gold and the GBP/JPY work best with the latter giving the highest win rate during the European and UK sessions.

Like all trading, avoid the volatile US open period as both pairs reflect any big USD moves. With a little experience you should be able to see when conditions are ideal and be able to avoid times

when prices are going sideways or within a narrow range. The distance between the upper and lower channel lines is indicative of how well each pair is moving. Gold is also a pair because it is really Gold/USD and in fact can be found as gold against the euro or AUD.

The main and most reliable way of trading is when the price 'bounces' off the upper or lower channel line – although this is not really a bounce because the line will always move as the price pushes it further. What it really shows is the retrace which needs to be confirmed by a colour change in the TCON **within 3 candles**. This works very well because if there is a retrace after a big move (such as news), the TCON will not change colour until a large retrace when we would not take the trade. Or when the retrace is very small and it goes back to the high or low without enough momentum to change the TCON. Nothing works 100% but this is probably as good as you can get!

Less effective but still profitable are the signals given by a candle with an Buy/Sell crossing the centre line. The Channels indicator shows the high and low for the past 7 hours (84 15 minute candles) and so if the price pushes the line higher or lower, it shows a breakout and if it bounces off the line it shows a retrace.

Breakouts are unpredictable and may be small or large but retraces usually move back a decent way, often to the centre line and further. The use of the trailing stop usually prevents a loss and most of the time we get a very good profit.

On the next page we look at a sample chart and how we would trade it.



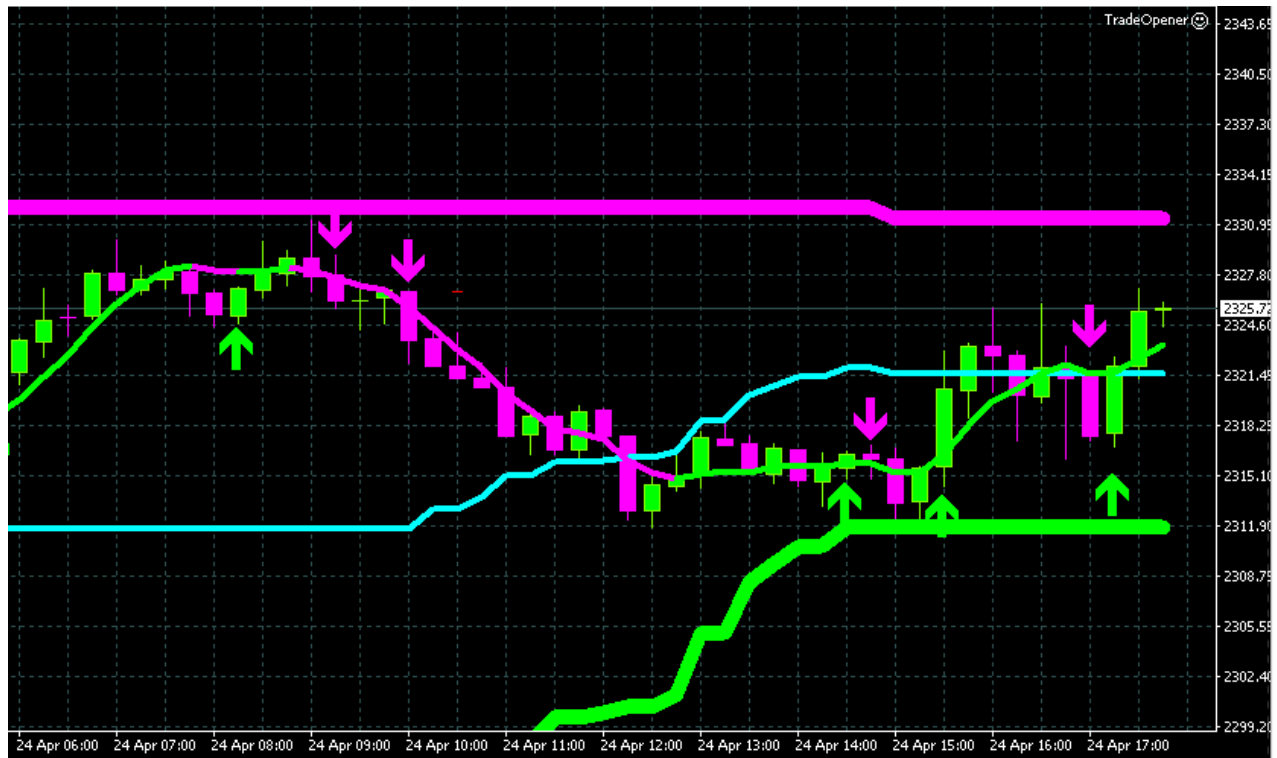
At signal 1 we can see two things. Firstly, the distance between the upper and lower channel lines is very small – indicating little movement. Secondly, we obviously have sideways movement with small, overlapping candles. Both these show that it is risky to trade. Additionally, we actually have two sell signals with candles (and arrows) crossing the middle line. Although it is a bad signal and we should not have taken it (a 50:50 gamble), we would have hit the TP. You can see that the Asian session pushed the lower line down and opened things out to indicate good trading conditions. Late Asian and early European saw a bounce off the channel line at candle 2. This is a good signal as we can see the previous two candles were trying to retrace (but without a TCON change). The colour would have changed at the end of candle 2 and we would have opened a buy trade at the start of candle 3. Notice that we also get a Buy arrow signal but these do not appear until the close of the candle but it is further indication of a good buy signal. In fact, even without a bounce, we can take this kind of signal if the arrow is very close to the channel line. An easy 50 pips profit. At candle 4 we have another buy signal because the arrow/candle crosses the centre line with good momentum. We can

either take the trade straight away despite the wrong colour TCON or we can wait for the colour change which happened shortly after. Either way we would have got another good profit.

This shows the three ways we can take signals for a trade but often things are not so clear cut. As in all trading, consolidation or sideways movement is no good for trading and will produce false signals until the breakout as shown below. The price is clearly going nowhere.

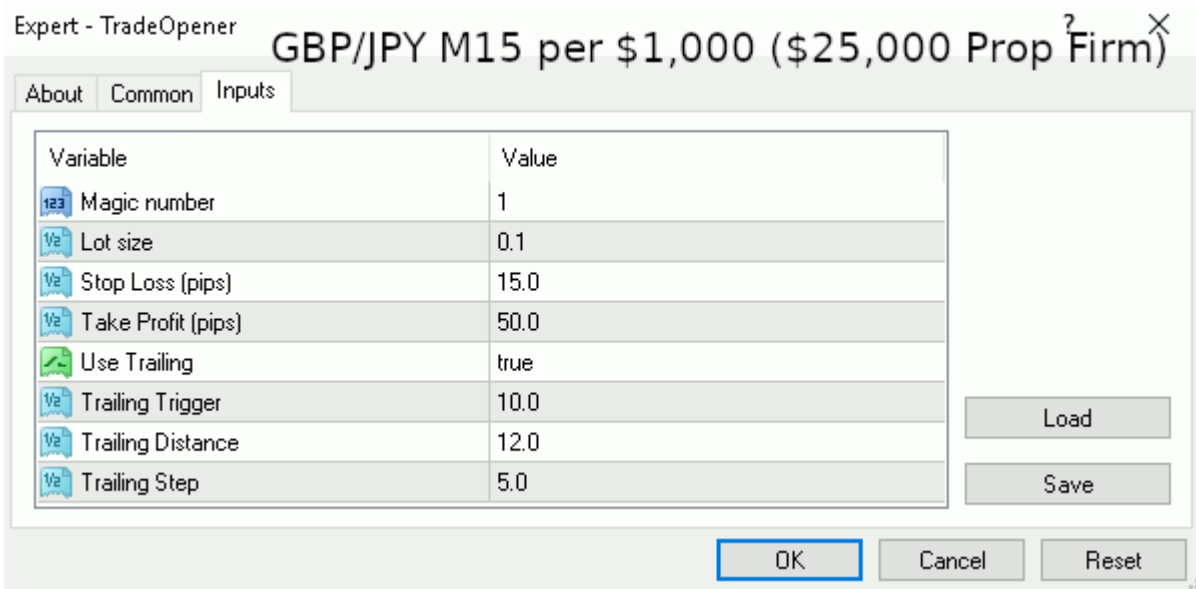


Knowing when NOT to trade is probably more important than knowing when to trade! Another time not to trade is as I mentioned before – when the upper and lower channel lines are close together. This means less than about 2 or 3 times the TP apart (depends on conditions but it will be obvious). This is nicely shown on the next page.

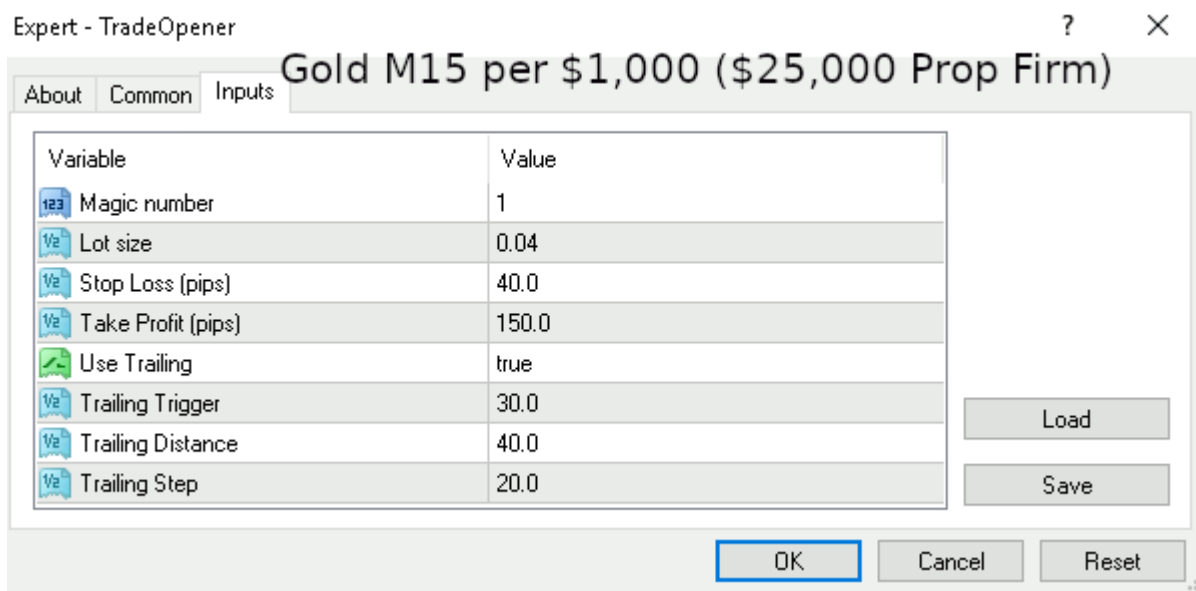


Here we see the Gold chart with the channel lines getting closer and closer until they are clearly too close for trading. You can also see there is a lot of sideways movement happening. When this happens, there is simply not enough room after a signal candle for there to be enough profit without a major breakout.

With a little experience, we can make steady profits with usually several trades a day. It is important to get the TradeOpener settings right along with a suitable Trailing Stop. Press F7 to bring up the Trade Opener Properties box as shown on the next page.



And for Gold...



TP and SL are obvious. Magic number is only needed when trading two charts of the same instrument (which you may be doing with Gold and the GBP/JPY) in which case each chart needs a different number to tell the EA which trade it is controlling.

Trailing Trigger is the number of pips in profit when it moves the SL closer to the Trailing Distance away from the current price.

Trailing Stop is the number of pips between moves as the SL is shuffled up or down with the price. Obviously up for a Buy trade and down for a Sell trade. You may prefer to disable the Trailing Stop and drag the SL manually.

Now we will look at how to use these two systems for Prop Trading.

Prop Firm Trading

A general guide to Prop Firm Trading and how to set up an account can be found on the website. For the purpose of explanation here I will assume you have the basic \$25,000 Crypto Fund Trader 2 Stage account. Obviously change the Lot sizes accordingly if your account size is different. You will need an MT4 account to load the Rich Lazy Trader indicators but if you have another platform, it is easily possible to take the signals from a demo MT4.

For the Daily Trading we can comfortably trade 1.0 Lot for the Daily charts and M15 GBP/JPY and 0.4 Lots for Gold for a \$25,000 account. I would recommend halving these sizes if your capital drops below \$25,000 and if you feel confident you can double them if you have a healthy profit.

Apart from the Lot sizes (which are 40% that of a normal broker) actually trading is identical although you may wish to trade more cautiously to avoid loss and drawdowns because with Prop Trading we are only looking for relatively small profits and even smaller losses!

Once you have made your 10%, close any trades and notify them that you have completed the first stage. You should very soon be free to start the second stage where you only need make 5% to complete the task. At this point you will be given a real money account and be free to start withdrawing 80% (or 90% if you have paid for this as an addon) of the profits. At this point, take this slowly and steadily with a view to scaling your account and making big money...

Conclusions

I have deliberately kept instructions slightly vague because it is important to understand that there can be no rigid black and white rules in trading because conditions are always changing and some discretion is always required. This should be obvious because we have seen literally tens of thousands of Experts Advisors over the last decade and not one has stood the test of time and made people rich!

In any case, almost nobody can follow the rules exactly because when your own real money is involved, emotions kick in and we all close trades too early or chicken out of opening a trade or worse, take a gamble when the signals are not perfect. I've said a thousand times that you can give a perfectly profitable system to 10 people and at least nine will lose money. For this reason, long term trading is best for 99% of traders because there is less chart watching and stress with fewer opportunities to make blunders. Our Long Term Trading system is currently the easiest and most profitable IF you have the patience! It consistently exceeds 50% a month (or the 10% a month for Prop Trading) and this is more than enough to make you rich if you plod away for even one year...

Don't be afraid to take losses as this fear causes us to close trades early and miss out on those big wins needed to offset the inevitable loss. I strongly recommend you read and digest my chapter from my book which follows as this covers the all-important and much neglected psychology of trading success. If you have found out already, it is much more difficult to succeed than people think and the sole reason for this is our out of control emotions...

Trading For a Living

Financial trading (Forex, usually) is one of the few ways the ordinary person can become financially independent, live anywhere in the world and work very short hours – truly Rich and Lazy One of the greatest books about trading is Jack Schwager's 'Market Wizards' and his follow up, 'The New Market Wizards', in which he interviews numerous successful traders and questions them about their success. I think everyone interested in trading should read at least the first book for several reasons. Firstly, it will convince you that consistent profits are possible in trading, secondly, it will give you an insight into the minds of successful traders and thirdly, it contains a lot of useful stuff about the psychology of trading.

In particular, there is an interview with Dr Van K Tharp, a research psychologist who has investigated what brings success or failure in trading and devised a system for improving the results of traders. He states that in the minds of the great traders; money is not important; it is OK to lose; trading is a game; mental rehearsal is important and that they believe they've won the game before they start!

Ed Seykota, who developed the first computerized trading software and who turned \$5,000 into over \$12,000,000 in 16 years, eloquently describes how all traders actually get what they want out of the market – even the losers. This, of course, is in line with what I have previously said about our subconscious dominating our trading to the point of often self-destructing.

That is just another reason why we must have a clearly defined set of rules and stick to them. The problem is, the market is always throwing up new scenarios and no rules can cover every possibility. Because of this, we have to use some judgement and it becomes all too easy to falsely find a reason to break the rules by closing trades early, by refusing a signal because it looks risky, by hanging on to a losing trade because 'we thought it was going to turn around', and so on.

Even I still do it – even with all my experience, even knowing and understanding a great deal about psychology, even after I've seen the methods of my system produce winner after winner, even after the statistics prove beyond any doubt that following the rules makes you rich!

You need to watch very carefully what mistakes you habitually make. Do you fail to take the trade at the signal? Do you close the trade too early? Do you fail to close the trade and take a small profit when the signals tell you the trade has become too risky? Do you let your losses get too big in the hope of a turn around? Do you chicken out of the trade as soon as you're a few points down? These are the common mistakes and you can correct them if you are aware of them and apply a little will power and self-discipline. It is possible to a degree to overcome subconscious drives with strict rules but far, far better to reprogram it using the techniques I've described.

You need to set yourself trading goals. It's easy turning up for work in a regular job – everybody does it and we've been indoctrinated since

childhood to do it. Working for yourself, by yourself, is another matter. You'll be at home and home is associated with leisure and with a hundred easily available distractions. For these reasons, you have to make a definite plan to spend time trading. A quick glance at the chart will tell you whether a signal is imminent or not. It's easy to miss a signal and if you find this happening often, then you should ask yourself if this is a deep-seated fear of trading. Perhaps you don't really want to trade? Well, I never really wanted to work, but I did! You can overcome this sort of problem if you put your mind to it, but trading just makes some people unhappy. How much do you really want to succeed? It's all right, you know, to admit that trading is not for you.

By setting goals financially and time wise, you can substantially increase your chances of success. You also have to think about whether to tell your friends and relatives what you are doing and if you do tell them, do you tell them about your successes and failures? Think carefully before deciding. There are pros and cons on both sides. For some people the road to success is a long and painful one. Never trade when you are stressed or upset in anyway – you will likely mess up! Discipline and mastery of your emotions often means not trading at all.

Learn not to become euphoric when you win nor despondent when you lose – stay balanced. If there are no good signals DON'T trade! My Rich Lazy Trader has a very profitable 'Long Term' system trading off the daily charts making well over 50% a month profit. This is perfect for those of you who still have to work a 9 to 5 job but still want to learn trading without a long and steep learning curve.

Although something like 85% fail at trading and 10% break even, it most certainly is possible to make a good living from this risky enterprise. After all, if 95% make no money then we know that 5% succeed! It is absolutely certain that, if you follow the guidelines given here and use the Rich Lazy Trader system, you could be one of those winning 5%. That said, trading is not for everybody and it's no shame to admit that you might be one of them. If you find that our mantra gives no comfort after a few days, it may be time to reconsider your career....

We have seen that success in trading is not just a matter of having a good system and plugging away. We only achieve what the totality of our belief system allows. To achieve more, we need to change our belief system and this is very difficult because we don't understand how those beliefs got there in the first place. It just is not possible to transform your life from being part of the establishment and a 'slave to work' to becoming rich, successful and financially independent without changing 'who you are'.

Your outer world is a reflection of your inner world and so, if you want wealth and freedom, you simply must become the sort of person deserving of wealth and freedom. It requires a huge change to truly believe making \$1,000 an hour is perfectly normal when previously we thought \$100 an hour was way out of our league...

Since we have been conditioned from birth to believe, deep down, that we are not worthy of effortless wealth, our outer life duly reflects this subconscious belief. Our theoretical knowledge of higher

dimensions (supported by modern scientific theory) tells us that, in an alternate universe, we are already a wealthy and successful trader or, if you prefer to believe, we are already a rich and successful trader in the future on this planet that we know. The past, present and future are an illusion caused by our brains limitation to see beyond three dimensions but in our subconscious mind (higher parts of us) there is only the 'now'. Knowing this, we endeavour to make contact with the 'future' us who is that successful trader by means of a carefully constructed mantra:

I'm so happy and grateful I earn five thousand a month from trading.

Remember to modify the 'five thousand' to your particular figure.

We repeat this mantra, mindlessly and parrot fashion, over and over for at least 15 minutes a day and preferably more. The best time is when we wake up and are still in bed but it can be done any time and several times a day. This will reprogram our subconscious mind into believing that we are indeed a successful trader and we will be 'pulled onto a different timeline', the timeline where we become a wealthy and successful trader!

Because we are intelligent and rational people, we must also take practical action to learn all we can about trading and acquire a profitable trading system (Rich Lazy Trader system, of course). We must take action in the normal three-dimensional world as well or else it will remain a fantasy. In fact, this should flow almost automatically as a result of our mantra because it is part and parcel of being a

successful trader. We must visualise it as a reality, program our subconscious and also act in a practical way.

Since a holistic approach is necessary, we should ideally work on all aspects of our life and try to become a more balanced and complete human being who gives something back to the world in gratitude for our newfound wealth and success. It's unlikely you'll become a successful trader without upping the standards in other (and preferably all) aspects of your life. Make a firm decision to increase the quality of your eating, exercise more, throw away that plastic kettle and get a healthy, stainless steel one, treat people better, do something to help others, cut out mind-rotting TV programs and make a serious effort to develop all aspects of your inner and outer world.

The best tip I can give you on trading is, 'Don't overtrade.' Most people think that you should be making several trades a day and pushing for more pips and more profits. This is a recipe for failure! For example, with Rich Lazy Trader my advice would be to only trade the Daily Charts (a few trades a month) and only the very best M15 signals. That means some days you have zero trades – be happy and relax! Lastly, it's important to find a style of trading that suits you personally. For example, I prefer to make 15 pips in 15 minutes rather than 50 pips in 3 hours! With a proportionate Stop Loss, and Lot size, all three of these can make the same money but for me, I would choose the first one as I am naturally impatient and tend to close long trades early.

The alternative to trading for yourself is to become a Prop Firm Trader and use their money. Succeed at this and you can be trading

hundreds of thousands of pounds of OPM (Other People's Money) and taking home tens of thousands every month. My Rich Lazy Trader Long Term trading makes this very easy, even if you have a 9 to 5 job.

I wish you all the best on your trading journey John Campbell 2024